Purelite Einzelleuchte

REGENT LIGHTING

Montageanleitung • Instructions de montage • Istruzioni di montaggio • Mounting instructions

⚠ WARNHINWEISE - AVERTISSEMENTS - AVVERTENZE - WARNINGS

DE Die Montage und Inbetriebnahme darf nur von autorisiertem Fachpersonal durchgeführt werden (Elektroinstallateur). Die Leuchte dient ausschliesslich der Beleuchtung und ist entsprechend den Errichtungsbestimmungen zu installieren. Jede andere Nutzung oder ein anderer Einbau gilt als «nicht bestimmungsgemäss». **Achtung!** Während der Verdrahtung und Installation der Leuchten und Versorgungsgeräte immer spannungslos arbeiten. Nichtbeachten kann zur Zerstörung der LED-Module führen. **Reparaturen dürfen ausschliesslich durch den Hersteller ausgeführt werden. Bei Defekt zurück an Hersteller**. Montageanleitung muss aufbewahrt werden. Technische Änderungen vorbehalten.

FR Le montage et la mise en service ne doivent être effectués que par du personnel spécialisé autorisé (installateur électrique). Le luminaire est destiné exclusivement à l'éclairage et doit être installé conformément aux consignes d'installation. Tout autre usage ou montage est considéré comme «non conforme à la destination du produit ». **Attention!** Travailler toujours hors tension pendant le câblage et l'installation des luminaires et des appareils d'alimentation. Le non-respect de cette consigne peut conduire à la destruction des modules LED. **Les réparations doivent être effectuées exclusivement par le fabricant. En cas de défaut, renvoyer le matériel au fabricant**. Les instructions de montage doivent être conservées. Modifications techniques réservées.

IT Il montaggio e la messa in funzione possono essere effettuati solo da personale specializzato autorizzato (elettroinstallatori). L'apparecchio di illuminazione serve esclusivamente a scopo di illuminazione e deve essere installato secondo le disposizioni di montaggio. Qualsiasi altro utilizzo o un'altra modalità di incasso sono considerati «non conformi». **Attenzione!** Lavorare sempre in assenza di tensione mentre si cablano e si installano gli apparecchi di illuminazione e le unità di alimentazione. In caso contrario i moduli LED possono andare distrutti. **Far eseguire eventuali riparazioni esclusivamente dal produttore. In caso di guasto rispedire l'apparecchio al produttore**. Le istruzioni di montaggio devono essere conservate. I dati tecnici possono subire modifiche senza preavviso.

EN The luminaire may only be installed and put into operation by authorised, qualified personnel (electrician). The luminaire is only to be used for illumination purposes and is to be installed in accordance with the installation regulations. Any other use, or mode of mounting or installation, is considered to be «improper use». **Caution!** Always ensure that the electricity is switched off at the mains when wiring and installing luminaires and power supply units. Failure to observe these safety instructions may lead to destruction of the LED modules. **Repairs may only be carried out by the manufacturer. Return to manufacturer if defects are found**. Mounting instructions must be kept for future reference. Subject to technical change.

WARNUNG - AVERTISSEMENT - AVVERTENZA - WARNING

- Stromschlaggefahr. Vor Installation oder Wartung die Leuchte vom Stromnetz trennen.
- Risque de choc électrique. Débrancher le luminaire du réseau avant l'installation ou l'entretien.
- Pericolo di scossa elettrica. Scollegare l'apparecchio dalla rete elettrica prima dell'installazione o della manutenzione.
- Risk of electric shock. Disconnect the luminaire from the power supply before installation or maintenance.

GEFAHR - DANGER - PERICOLO - DANGER

- Stromschlaggefahr. Vor Wartungs- und Montagearbeiten die Leuchte vom Netz trennen und die Spannungsfreiheit überprüfen.
- Risque de choc électrique. Avant de procéder à des travaux d'entretien et/ou de montage, déconnecter le luminaire du secteur et vérifier qu'il est bien hors tension.
- Pericolo di scossa elettrica. Prima di eseguire interventi di manutenzione e di montaggio, separare l'apparecchio di illuminazione dalla rete e verificare l'assenza di tensione.
- Danger of injury from electric shock. Disconnect the luminaire before mounting or carry out maintenance work, and check it is not live.

- Lichtquelle und Betriebsgeräte dieser Leuchte dürfen nur vom Hersteller oder einem von ihm beauftragten Servicetechniker oder einer vergleichbar qualifizierten Person ersetzt werden.
- Sources lumineuses et ballasts de ce luminaire ne doivent être remplacées que par le fabricant ou un technicien de maintenance mandaté par lui ou une personne de même qualification.
- Sorgente luminosa e alimentatori di questo apparecchio di illuminazione può essere sostituita solo dal produttore o da un tecnico di servizio da lui nominato o da una persona qualificata equivalente.
- Light source and controlgear of this luminaire may only be replaced by the manufacturer, a manufacturer's appointed service technician, or an equally qualified person.

DALI

- Die Leuchte ist mit einem DALI-Signal dimmbar. DALI-Spezifikationen beachten. Die DALI Leitung muss die Spezifikation der Netzleitung erfüllen: 230V
- Le luminaire est réglable par signal DALI. Tenir compte des spécifications DALI. La ligne DALI doit répondre aux spécifications d'une ligne de réseau: 230V
- L'apparecchio di illuminazione è dimmerabile con un segnale DALI. Attenersi alle specifiche DALI. Il cavo DALI deve soddisfare le specifiche di un cavo di rete: 230V
- The luminaire is dimmable by DALI. Please observe the DALI specifications. The DALI cable must meet the specification of a mains cable: 230V

IP20

- Schutz gegen Eindringen von festen Fremdkörpern über Ø 12,5 mm.
- Protection contre la pénétration de corps solides étrangers de plus de 12,5 mm de diamètre.
- Protezione contro l'infiltrazione di corpi estranei solidi > Ø 12,5 mm.
- Protection against ingress of solid foreign bodies above Ø 12.5 mm.

- Leuchte der Schutzklasse I, mit Schutzleiteranschluss.
- Luminaire de classe de protection I, avec borne pour conducteur de protection.
- Apparecchio di illuminazione in classe di protezione I, con morsetto per collegamento del conduttore di protezione.
- Protection class I luminaire, with protective earth terminal.

- Nicht über den Hausmüll entsorgen, sondern ordnungsgemäss dem Recycling zuführen.
- Ne pas éliminer avec les déchets ménagers mais, comme il se doit, par le circuit de recyclage.
- Non smaltire il prodotto con i rifiuti domestici ma riciclarlo secondo le disposizioni normative.
- Not to be disposed of with household waste. Please recycle accordingly.

- Leuchte nur für den Gebrauch in Innenräumen.
- Luminaire conçu uniquement pour l'usage en intérieur.
- Apparecchio di illuminazione destinato esclusivamente all'utilizzo in ambienti interni.
- Luminaire only suitable for application in interior spaces.

2012.2439 / 51.042.02.1 / 08.2025

Montageanleitung • Instructions de montage • Istruzioni di montaggio • Mounting instructions

PURLT CW... LED...-... DALI

PURLTC CW... LED...-... DALI RUN+

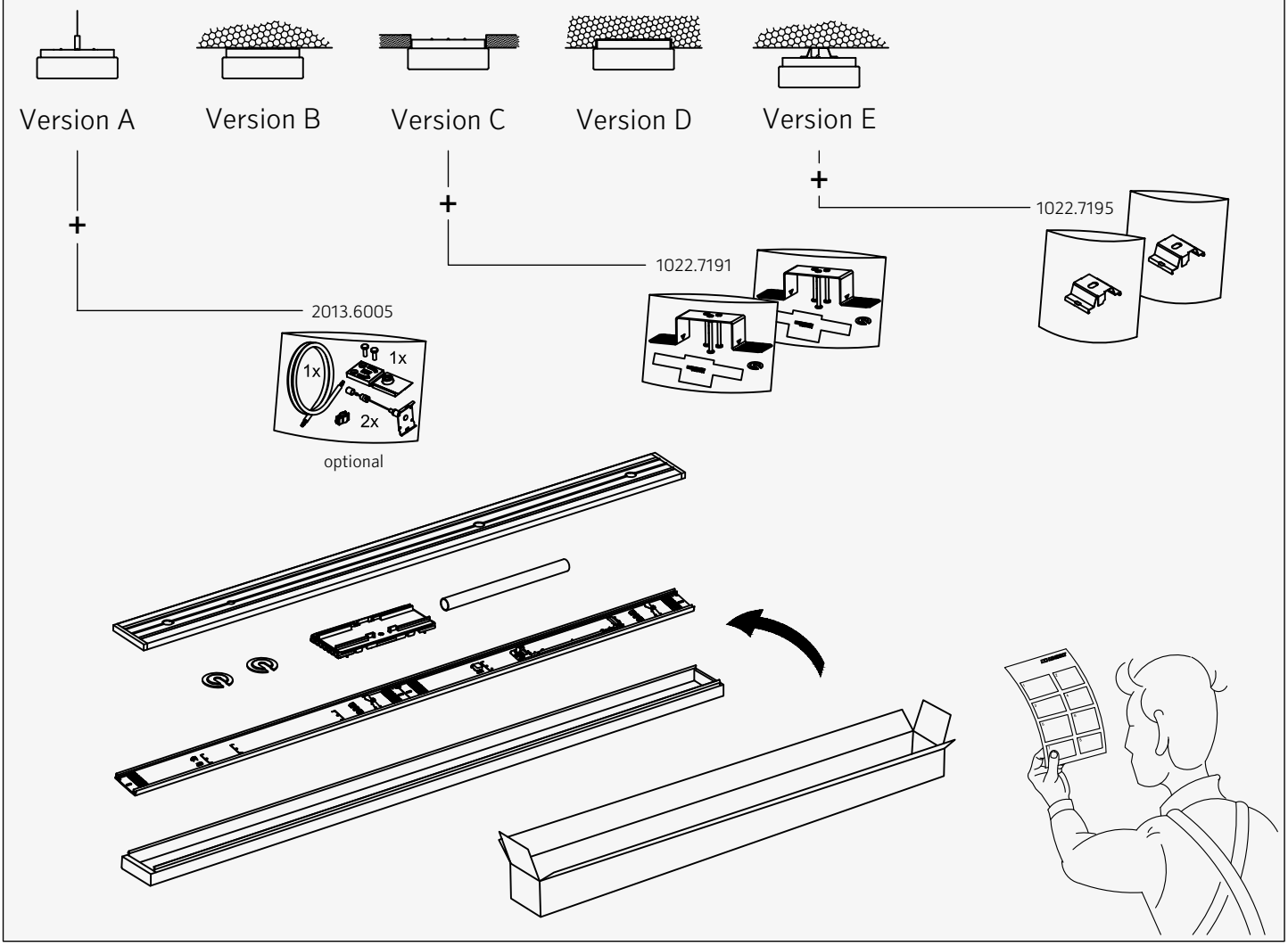



Artikelcode	A
PURLT... CW781 ...	781
PURLT... CW1231 ...	1231
PURLT... CW1531 ...	1531
PURLT... CW2431 ...	2431

Version A

Artikelcode	X	Z1	Z2
PURLT... CW781 ...	500±100	-	21.5
PURLT... CW1231 ...	800±100	185	-
PURLT... CW1531 ...	800±200		
PURLT... CW2431 ...	1400±200		

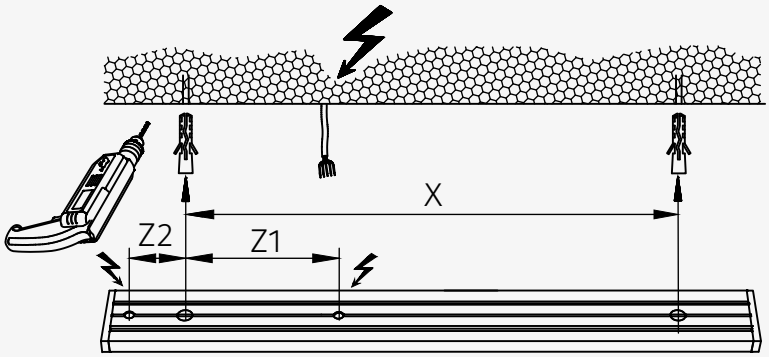

2012.2439 / 51.042.02.1 / 08.2025

Montageanleitung • Instructions de montage • Istruzioni di montaggio • Mounting instructions

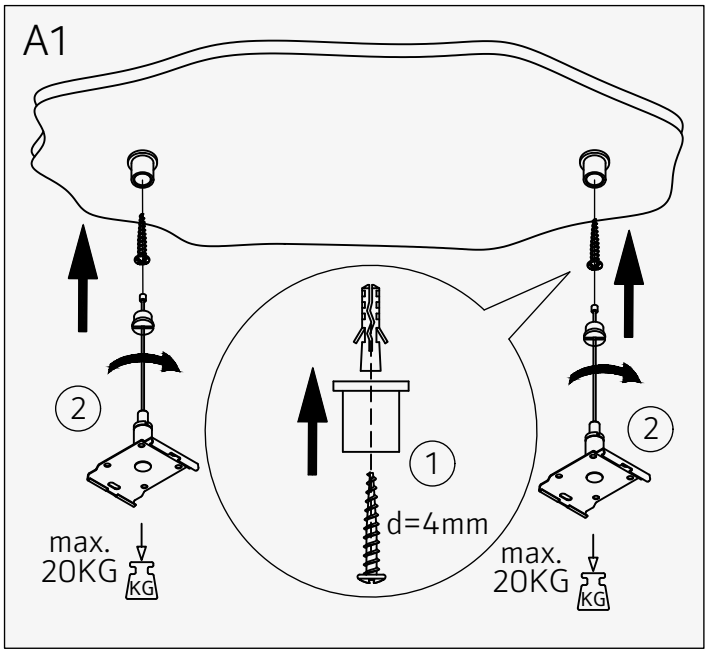

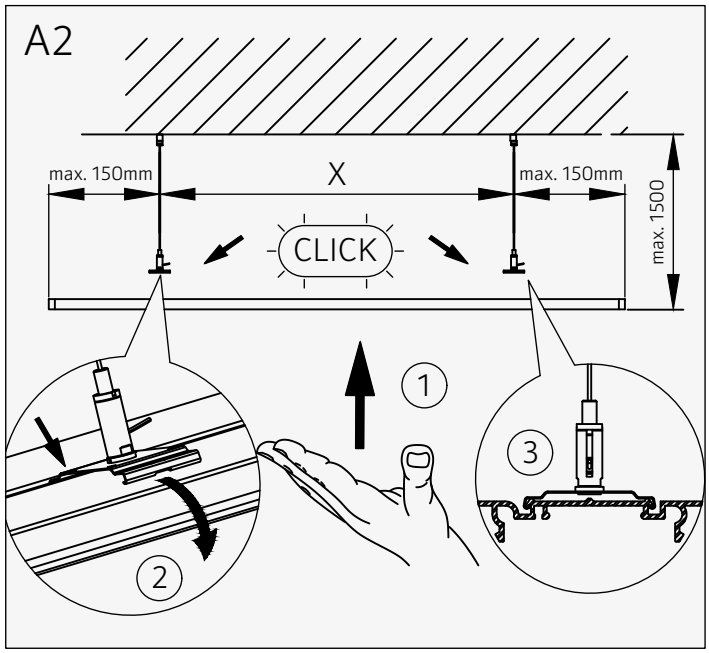

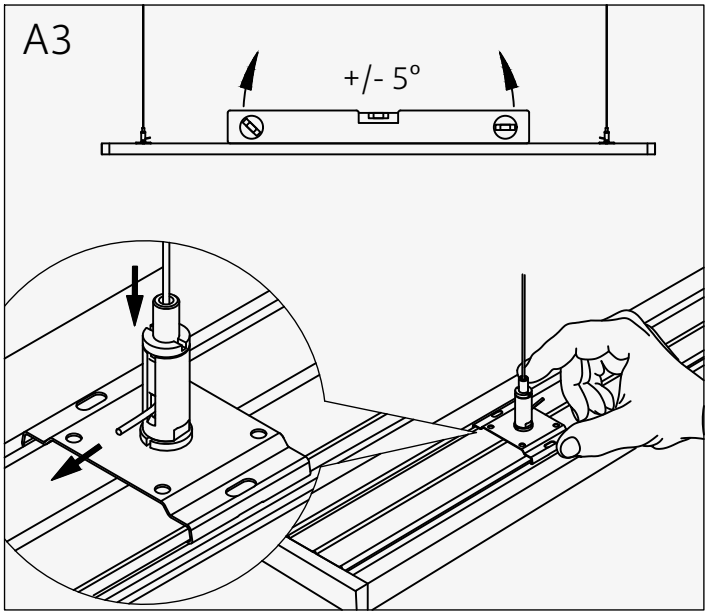

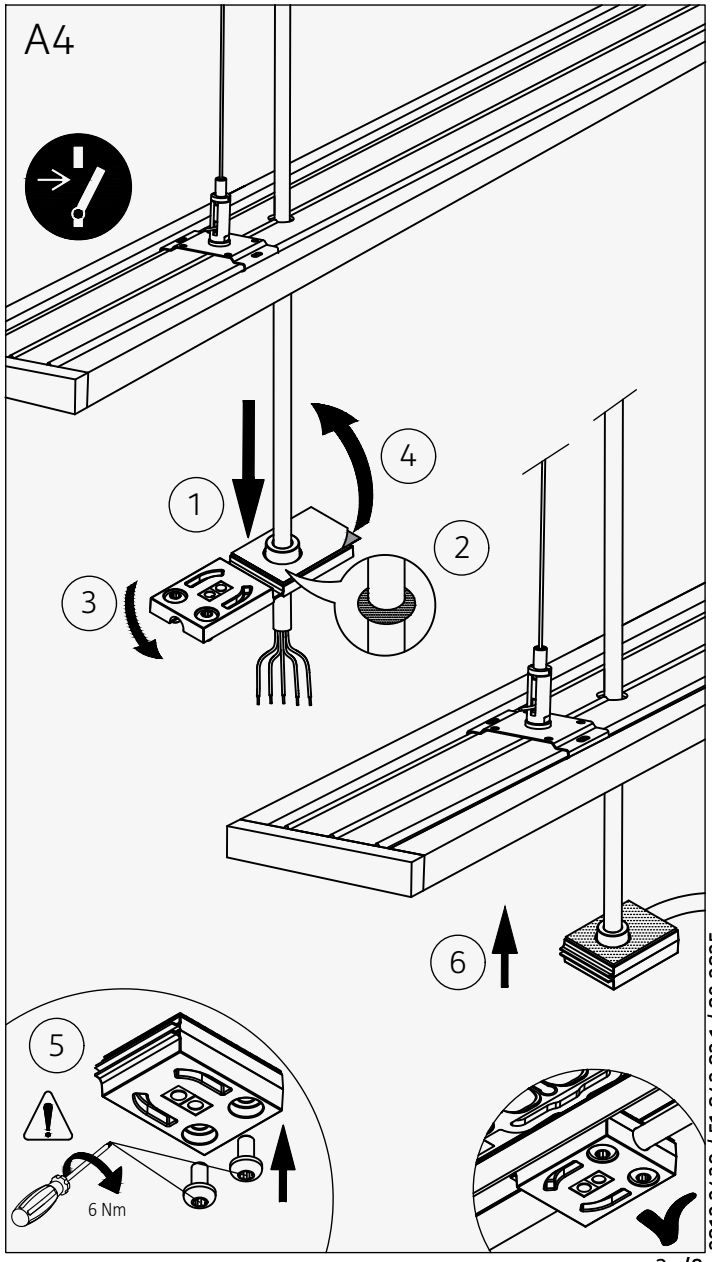

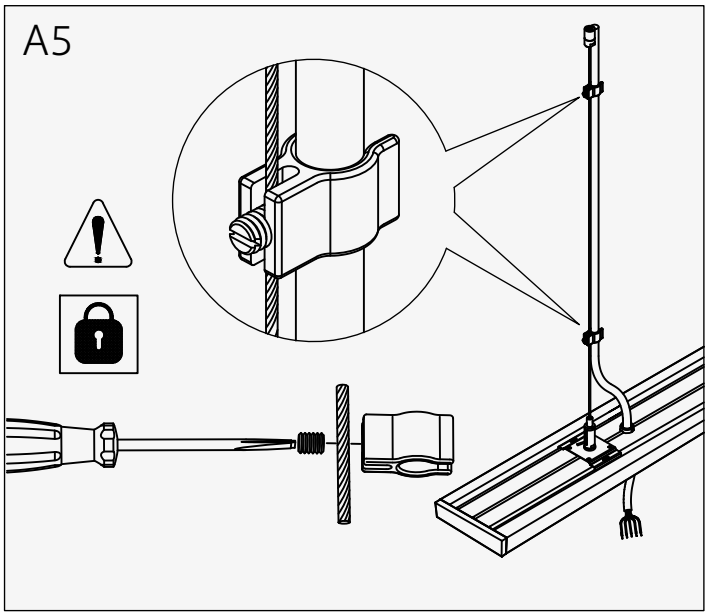

2012.2439 / 51.042.02.1 / 08.2025

Montageanleitung • Instructions de montage • Istruzioni di montaggio • Mounting instructions

B, C, D

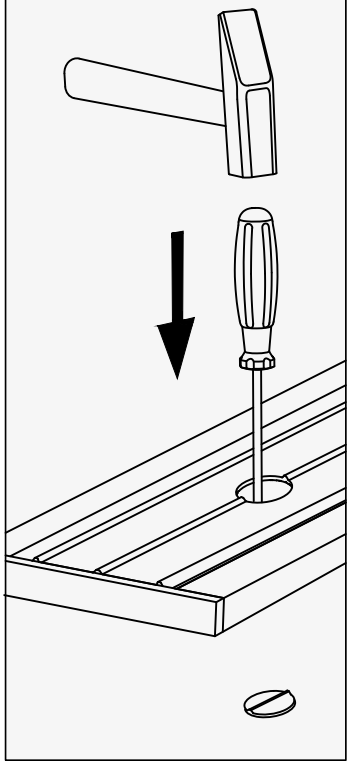

Version B

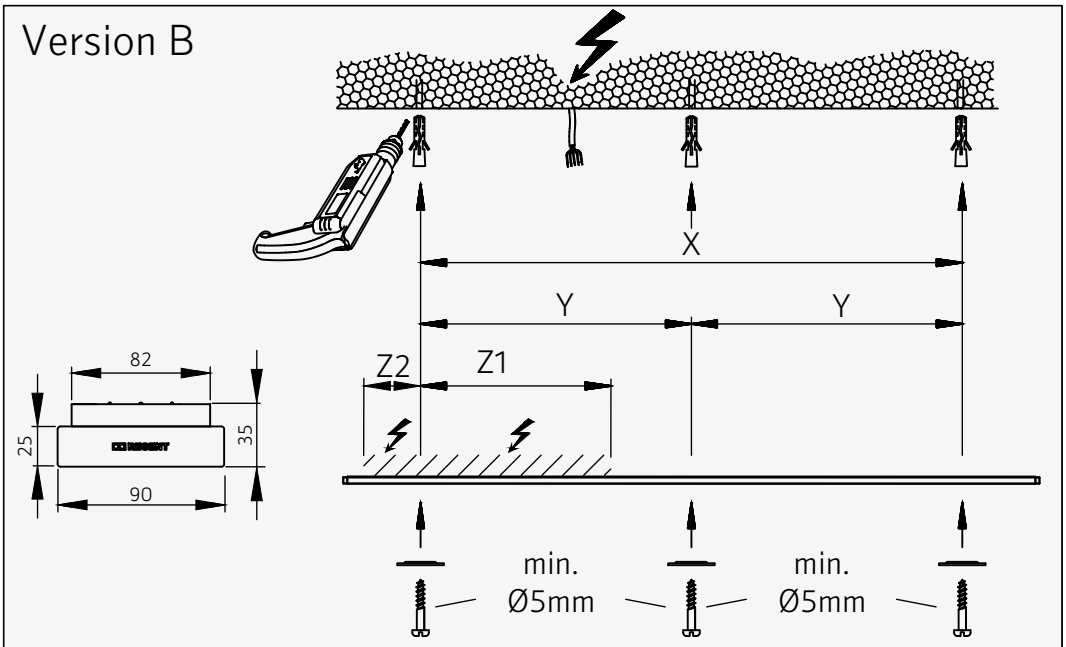

Artikelcode	X	Y	Z1	Z2	
PURLT... CW781 ...	600	-	-	0-21.5	2x
PURLT... CW1231 ...	1050	525	0-375	-	
PURLT... CW1531 ...	1350	675	0-525		
PURLT... CW2431 ...	2250	1125	0-975		3x

B1

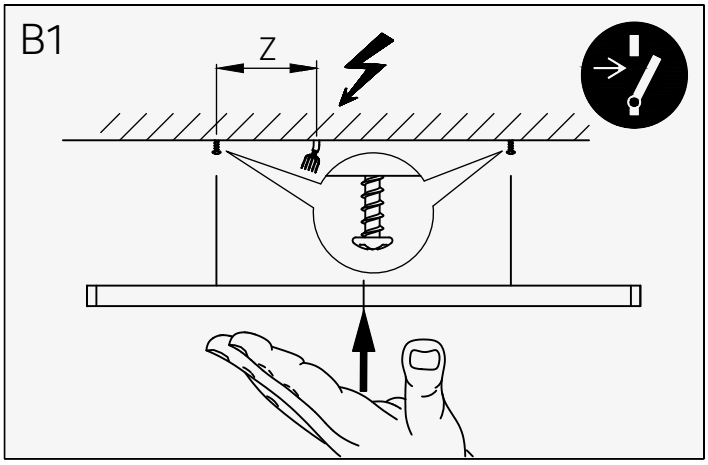

B2

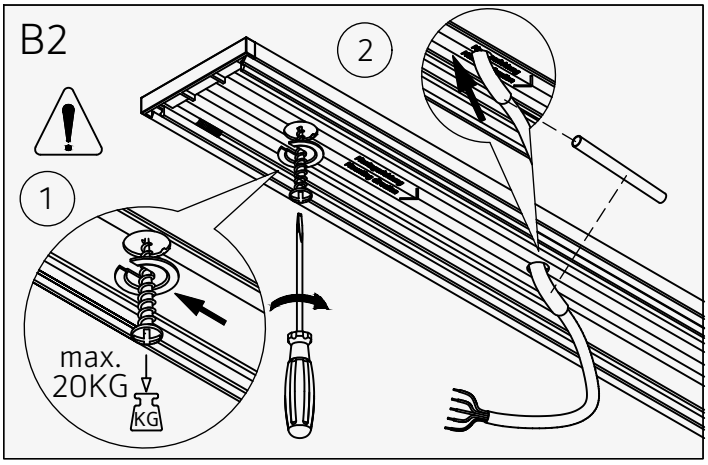

Version C

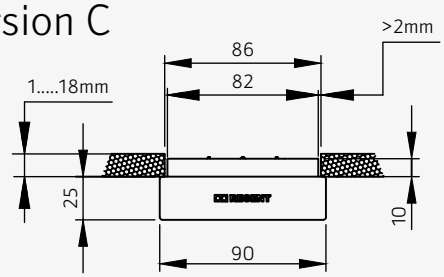

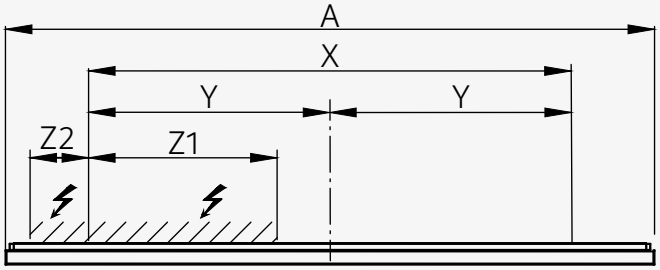

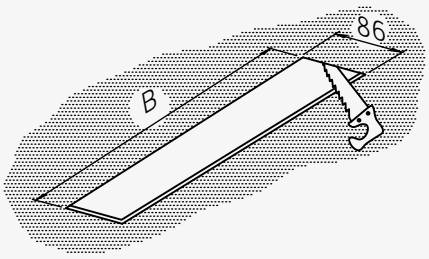

Artikelcode	A	B	X	Y	Z1	Z2	
PURLT... CW781 ...	781	785	600	-	-	0-21.5	2x
PURLT... CW1231 ...	1231	1236	1050	525	0-375	-	
PURLT... CW1531 ...	1531	1536	1350	675	0-525		
PURLT... CW2431 ...	2431	2436	2250	1125	0-975		3x

2012.2439 / 51.042.02.1 / 08.2025

Purelite Einzelleuchte

REGENT LIGHTING

Montageanleitung • Instructions de montage • Istruzioni di montaggio • Mounting instructions

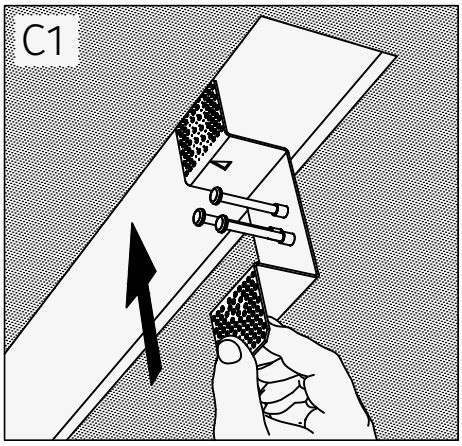

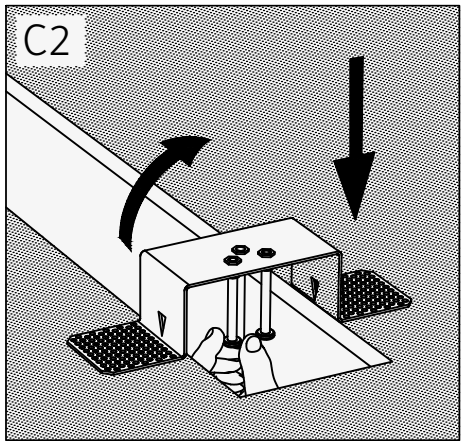

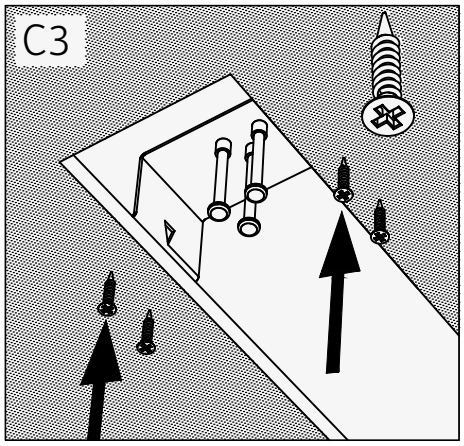

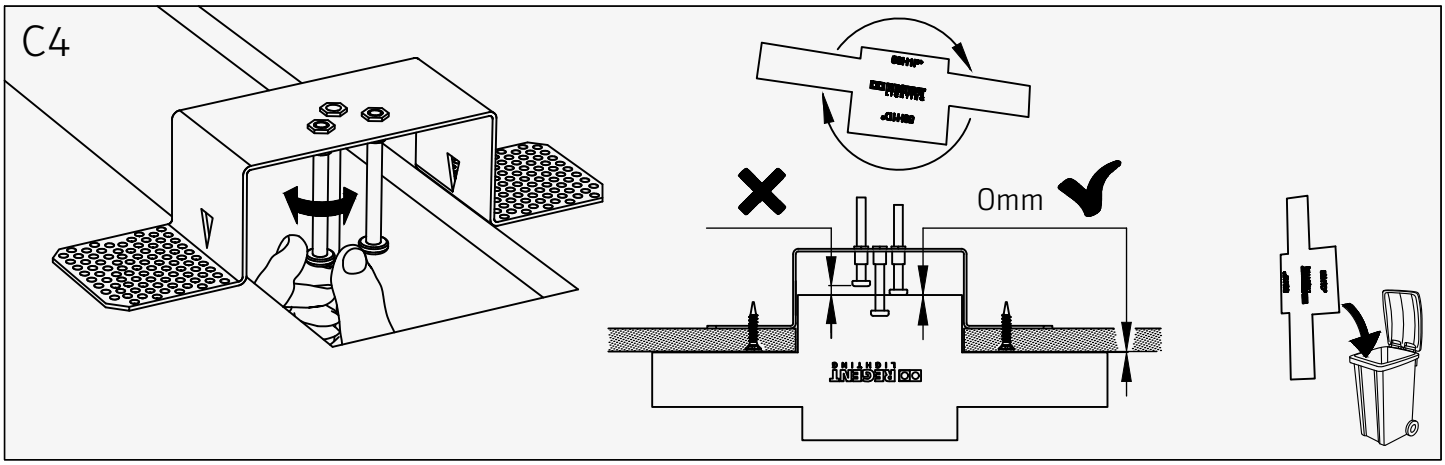

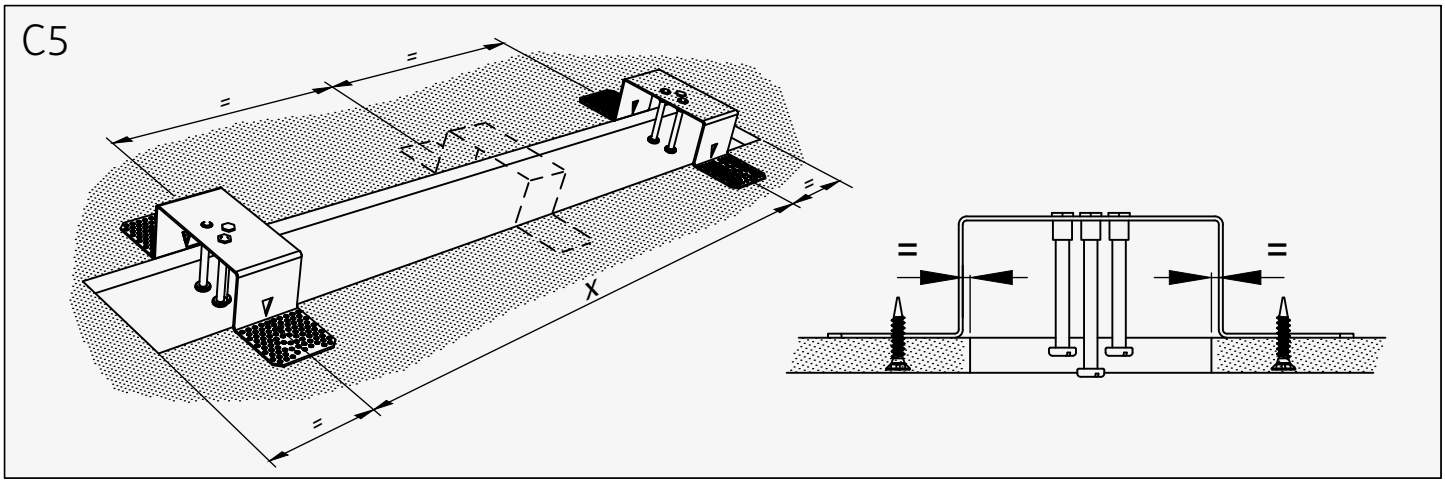

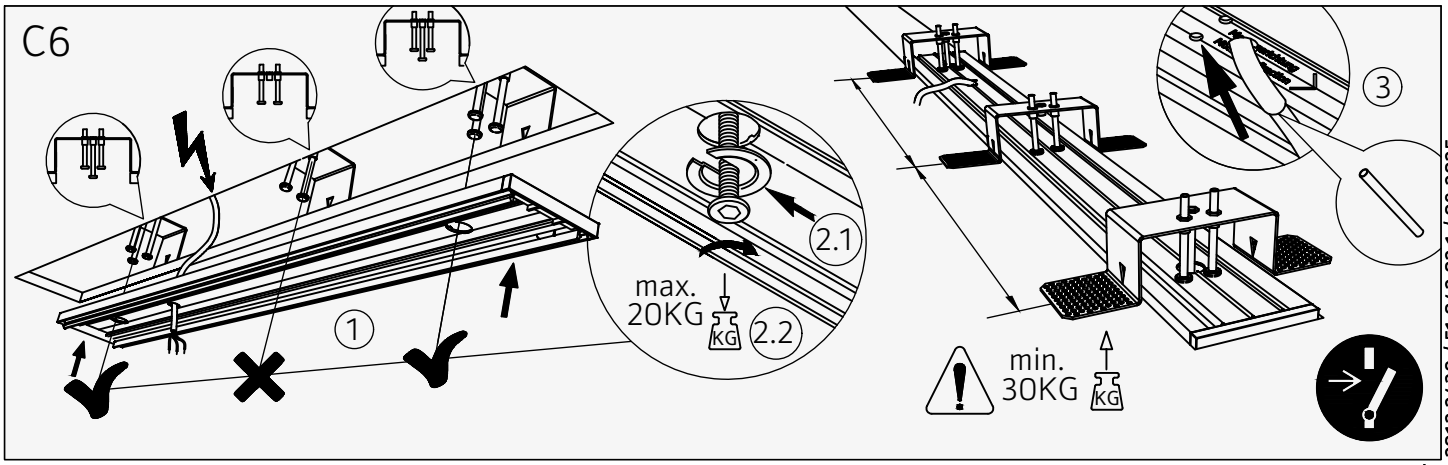

2012.2439 / 51.042.02.1 / 08.2025

Montageanleitung • Instructions de montage • Istruzioni di montaggio • Mounting instructions

Version D

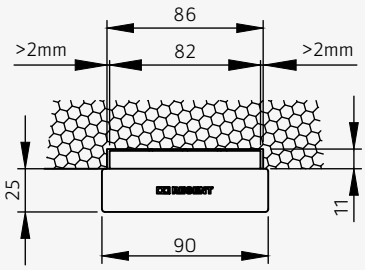

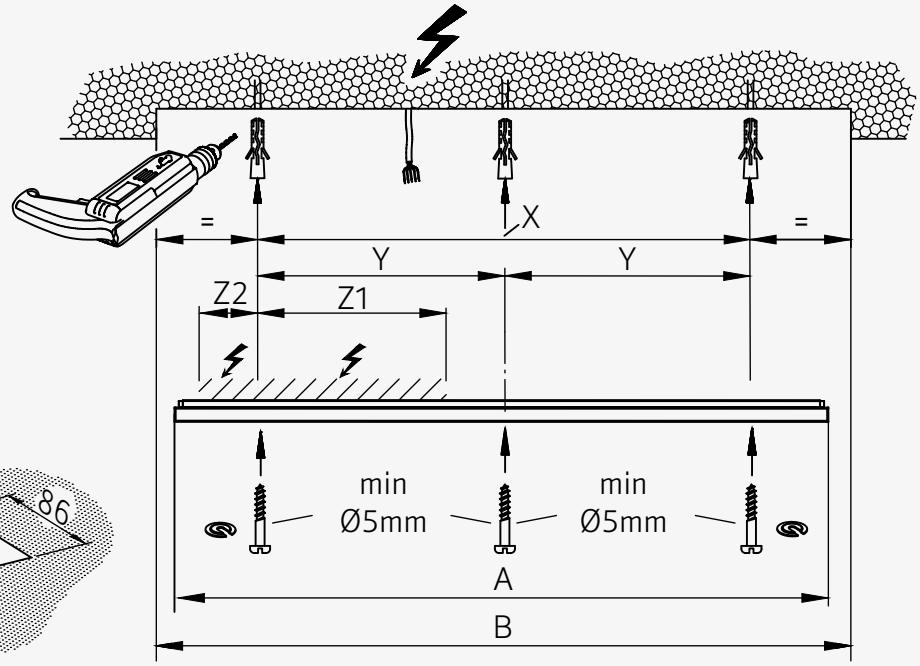

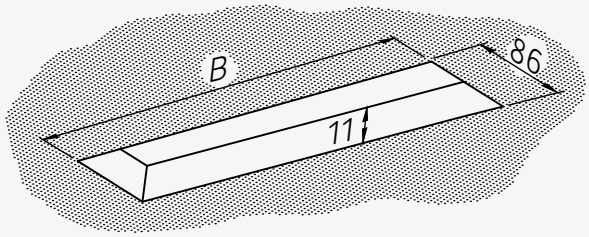

Artikelcode	A	B	X	Y	Z1	Z2	
PURLT... CW781 ...	781	785	600	-	-	0-21.5	
PURLT... CW1231 ...	1231	1236	1050	525	0-375	-	2x
PURLT... CW1531 ...	1531	1536	1350	675	0-525		
PURLT... CW2431 ...	2431	2436	2250	1125	0-975		3x

D2

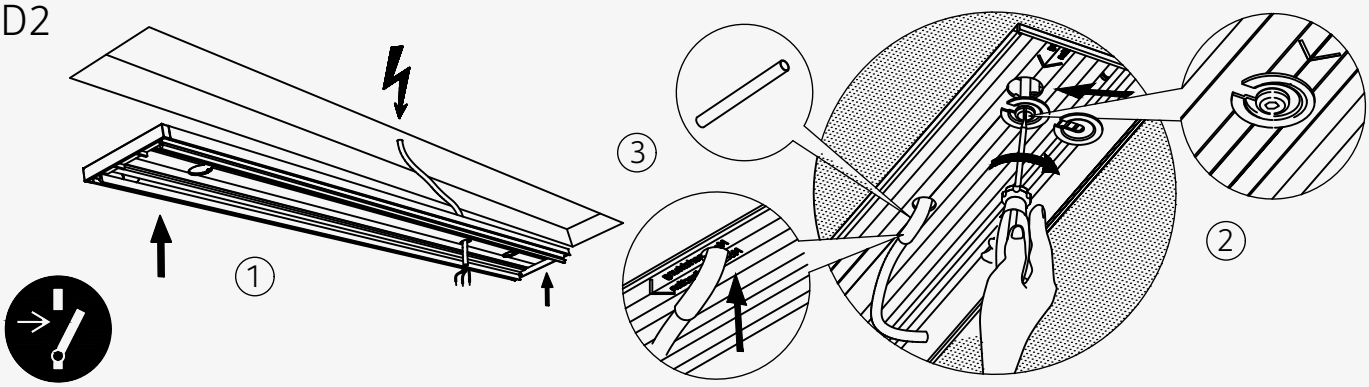

Version E

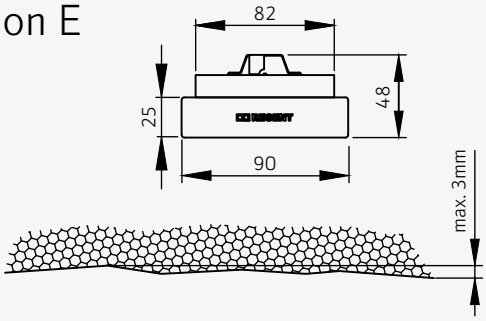

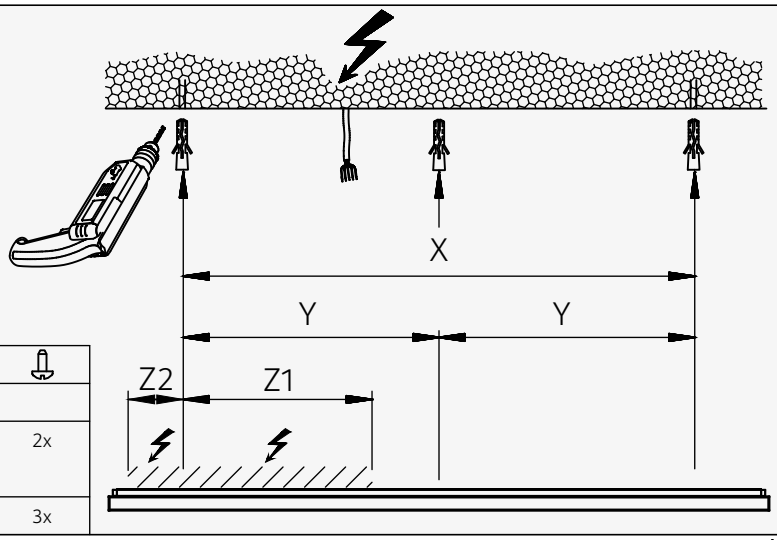

Artikelcode	X	Y	Z1	Z2	
PURLT... CW781 ...	600	-	-	0-21.5	
PURLT... CW1231 ...	1050	525	0-375	-	2x
PURLT... CW1531 ...	1350	675	0-525		
PURLT... CW2431 ...	2250	1125	0-975		3x

2012.2439 / 51.042.02.1 / 08.2025

Montageanleitung • Instructions de montage • Istruzioni di montaggio • Mounting instructions

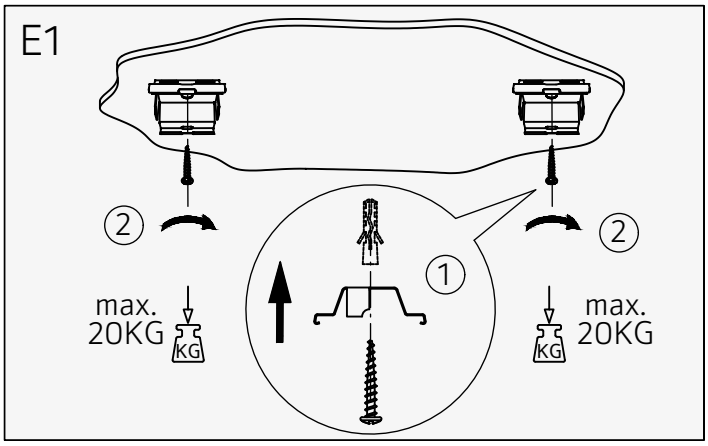

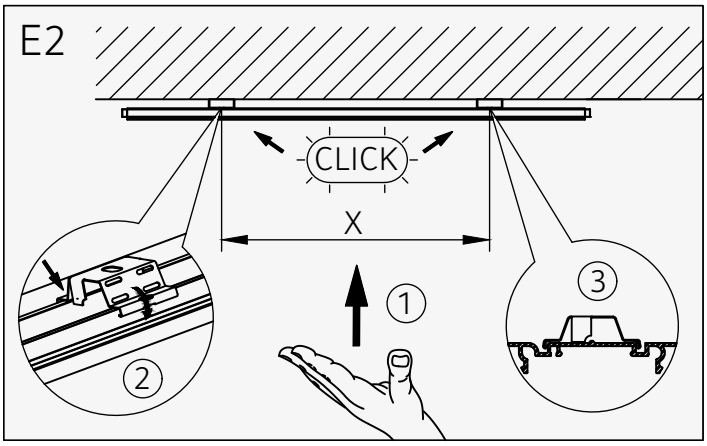

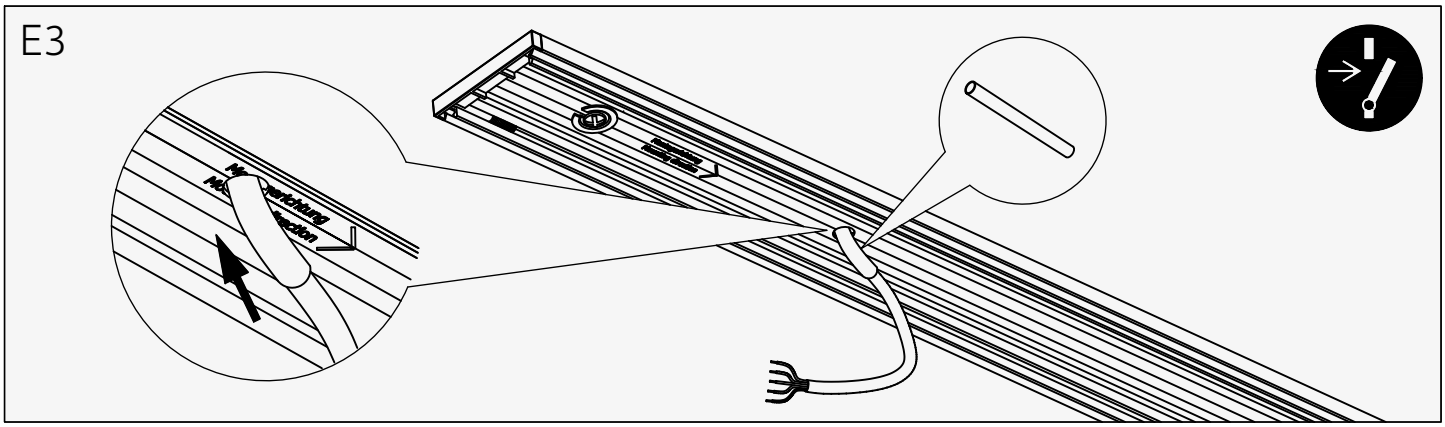

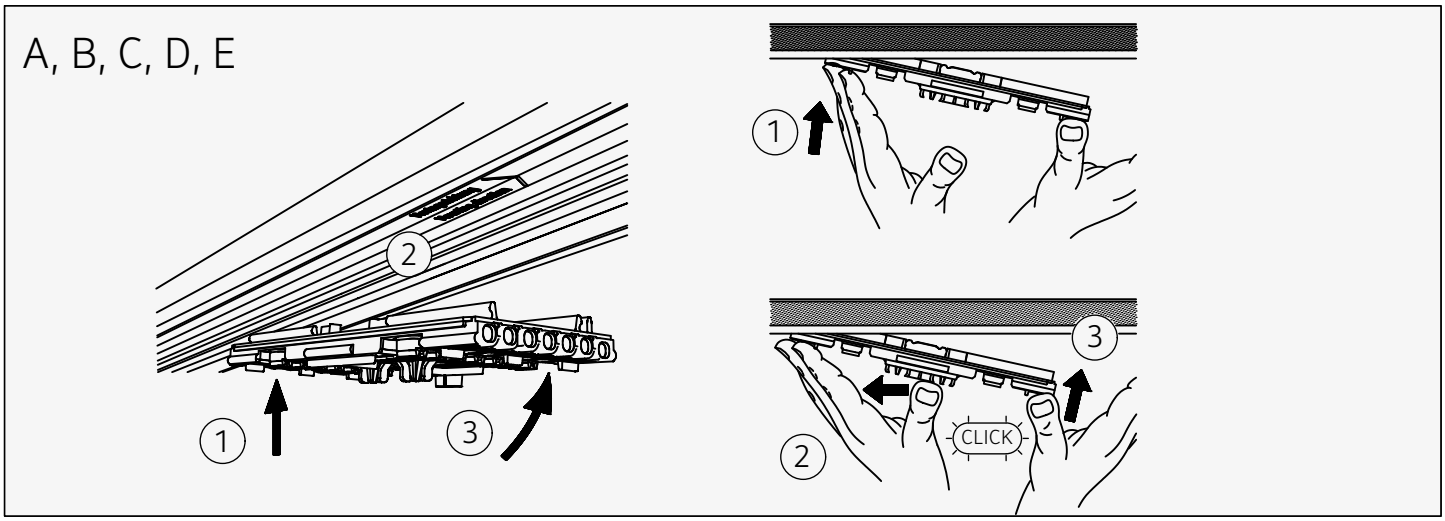

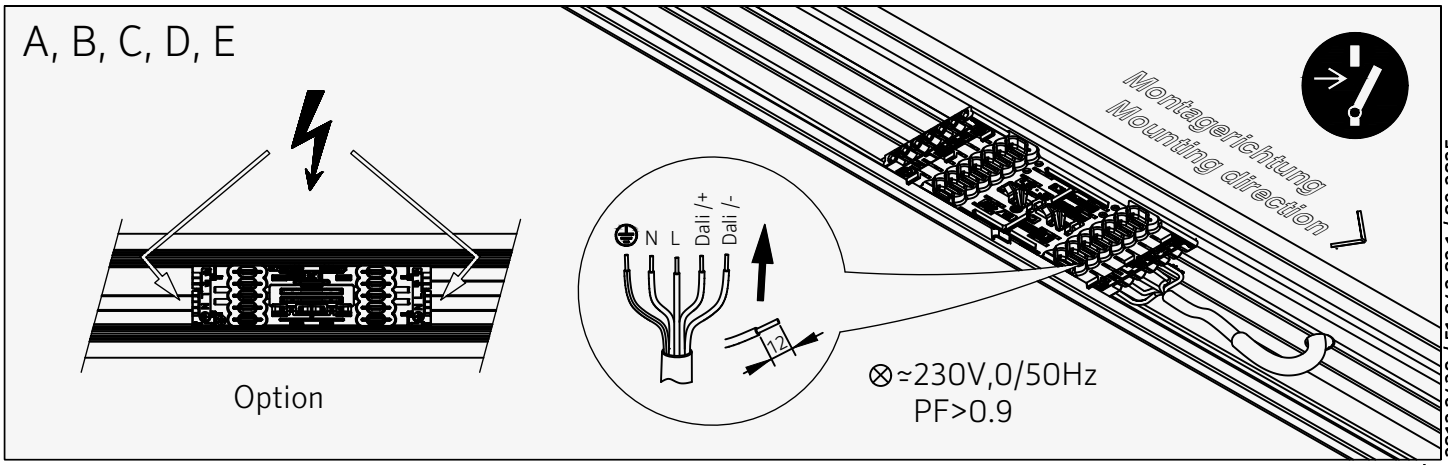

2012.2439 / 51.042.02.1 / 08.2025

Montageanleitung • Instructions de montage • Istruzioni di montaggio • Mounting instructions

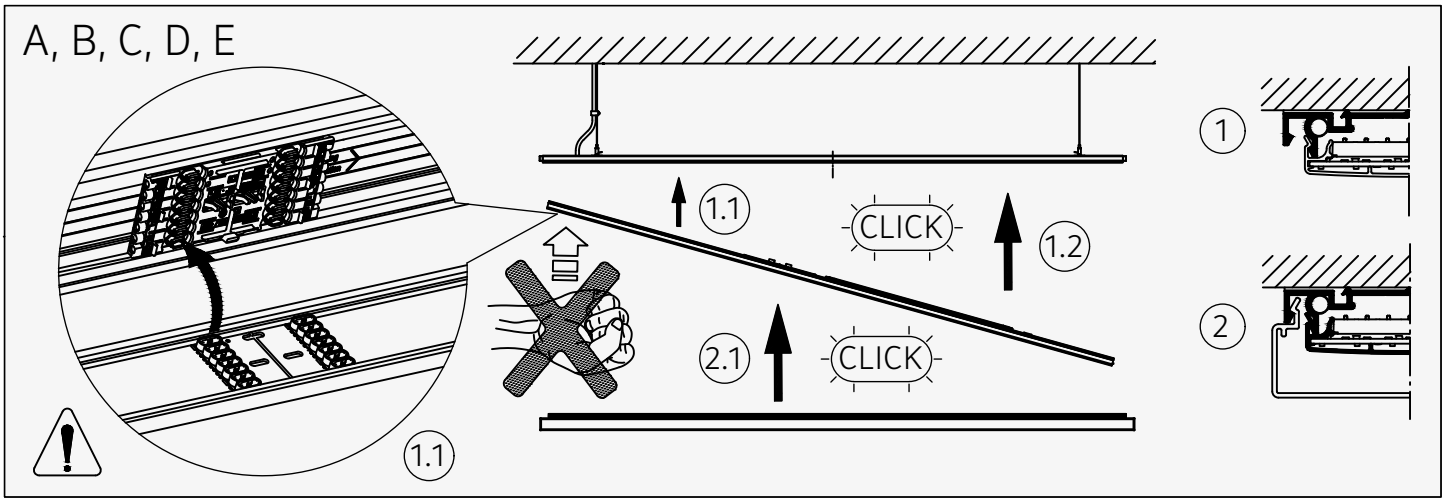

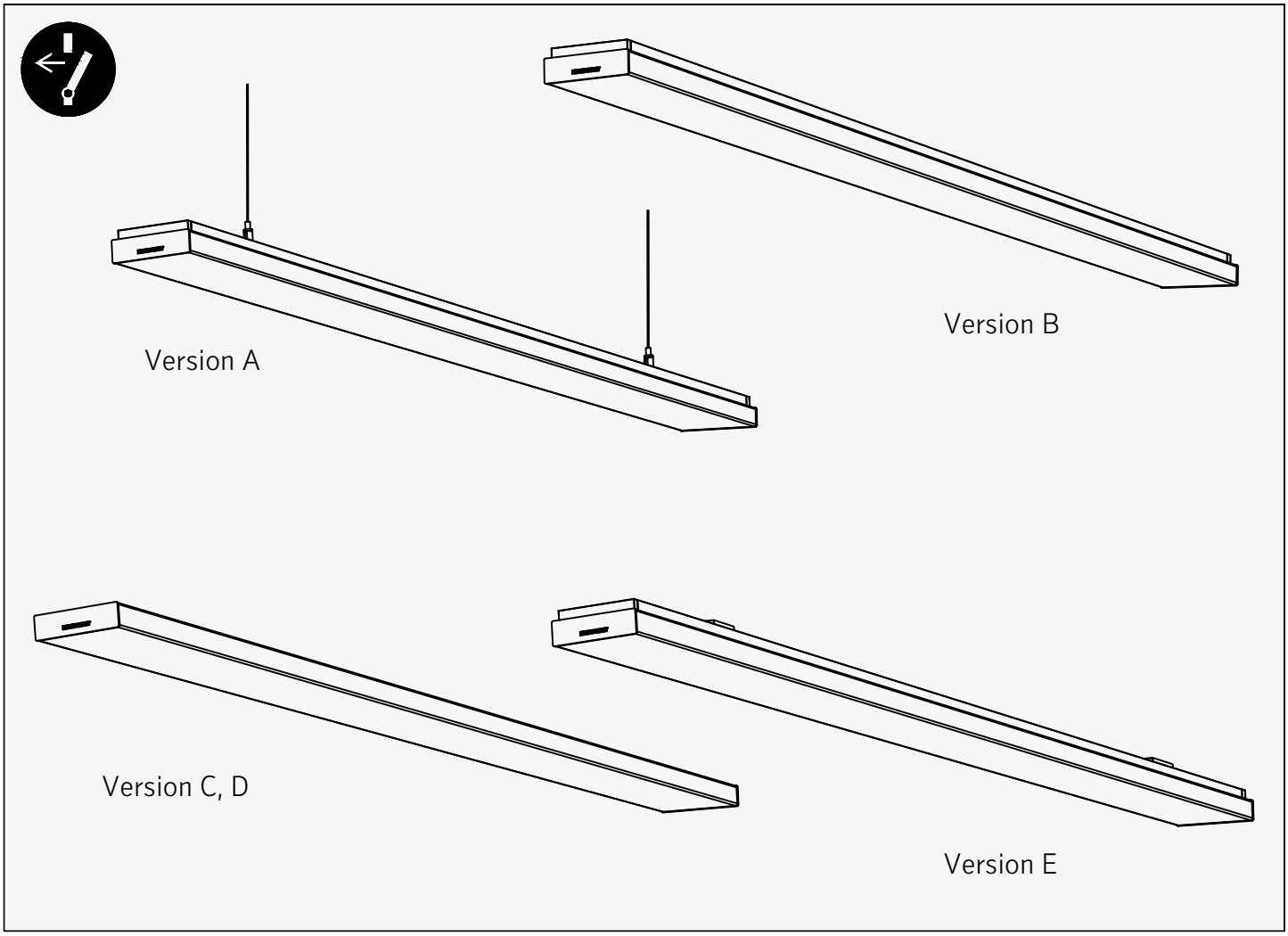

⚠ REINIGUNG UND PFLEGE - NETTOYAGE ET ENTRETIEN - PULIZIA E CURA - CLEANING AND CARE

DE Leuchte mit feuchtem, fusselfreiem Tuch reinigen. Nicht scheuern! Bei starker Verschmutzung kann eine schwache Seifenlauge verwendet werden (Spülmittel). Keine Scheuermittel verwenden. Leuchte nicht trocken abreiben, da die entstehende statische Aufladung die Elektronik zerstören kann.

FR Nettoyer le luminaire avec un chiffon humide non peluchant. Ne pas frotter! En cas de fort encrassement, une solution savonneuse douce peut être utilisé (liquide vaisselle). Ne pas utiliser de produits abrasifs. Ne pas frotter le luminaire à sec, car cela génère une charge électrostatique qui peut détruire les composants électroniques.

IT Pulire l'apparecchio di illuminazione con un panno umido, privo di pelucchi. Non sfregare! Se l'apparecchio è molto sporco si può utilizzare una soluzione di sapone molto diluita (detersivo per piatti). Non usare abrasivi. Non strofinare l'apparecchio a secco in quanto la carica elettrostatica che ne deriva può distruggere i componenti elettronici.

EN Wipe the luminaire with a damp, lint-free cloth. Do not rub hard! In the case of severe soiling, mild soapy water may be used (washing-up liquid). Do not use abrasive agents. Do not rub the luminaire dry, since the resulting static charging may destroy the electronics.

2012.2439 / 51.042.02.1 / 08.2025